


Isolation transformers for medical rooms

IEC/UNE-EN 61558-2-15 2012



Single or three phase isolating transformer with galvanic isolation between primary and secondary intended to be installed at medical facilities, according to the new European standard IEC/UNE-EN 61558-2-15 valid from 2012 which cancels and replaces the previous from 2008 and Spanish standard UNE 20615.


Intended for generate a neutral IT point connection at industries with processes sensitive to interruptions.

Thermal protection against overload and overtemperature. Low losses magnetic cores.

Open transformer IP-00, vacuum impregnation with dielectric varnish high binding power with special properties that protect windings and magnetic core from dust and humidity.

Electrostatic shield between primary and secondary winding connected to PE terminal (individual connector).

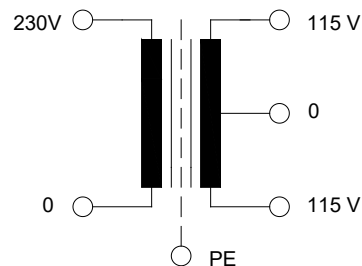
Technical characteristics

Power rating	1 ÷ 10 kVA
Input voltage	230 V (Series CM)
Output voltage	230 V (Series CM)
Input voltage	3 x 400 V+N (Series CTM)
Output voltage	3 x 230 V (Series CTM)
Frequency	50/60 Hz
Ambient temp.	40 °C
Insulation class	F (155 °C)
Protection degree	IP-00
Safety class	Class I 
Test voltage	4 kV - 2 kV
Connection current	< 12 I _N
No load current	< 3%
Leakage current	< 0,5 mA
Insulation resistance	> 7 MΩ
Standard	IEC/UNE EN 61558-1

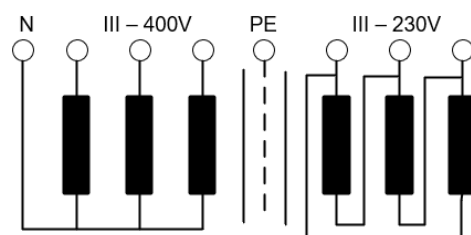


IEC/UNE EN 61558-2-15

Electrical diagram CM single phase



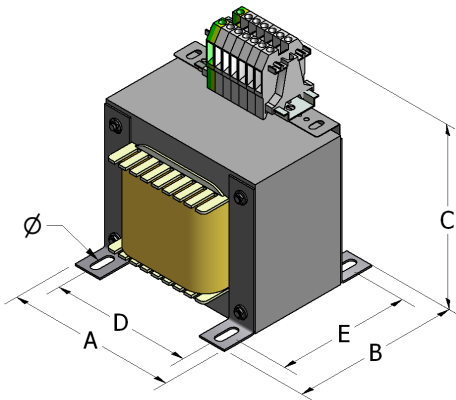
Electrical diagram CTM three phase – Ynd5



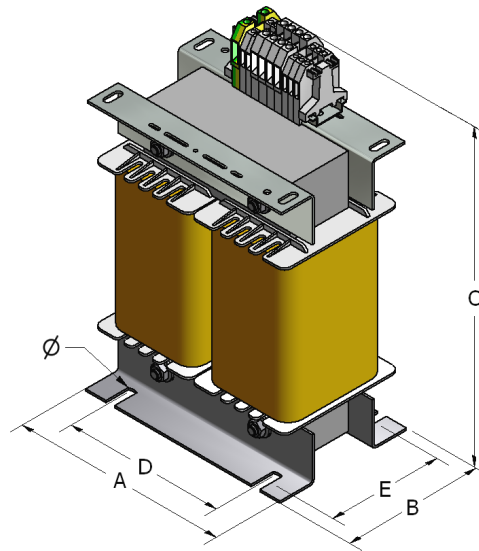
Series CM - Single phase

Rating VA	Reference	Dimensions mm						Weight kg	Type	Losses W	
		A	B	C	D	E	Ø			No-load	Total
1000	CM1000	150	162	185	125	133	8	14,1	I	12	60
1600	CM1600	180	154	220	150	122	9	18,6	I	16	86
2000	CM2000	195	188	228	163	154	10	25,2	I	20	110
2500	CM2500	240	166	270	200	123	12	28,4	I	25	120
3150	CM3150	240	176	270	200	133	12	32,3	I	28	128
3500	CM3500	240	186	270	200	143	12	34,0	I	32	138
4000	CM4000	240	136	375	150	110	11	33,0	II	25	190
5000	CM5000	240	156	380	150	131	11	34,5	II	34	250
6300	CM6300	240	176	390	150	151	11	40,0	II	40	285
8000	CM8000	280	176	430	225	149	11	48,3	II	45	300
10000	CM10000	280	216	430	225	189	11	66,0	II	70	400

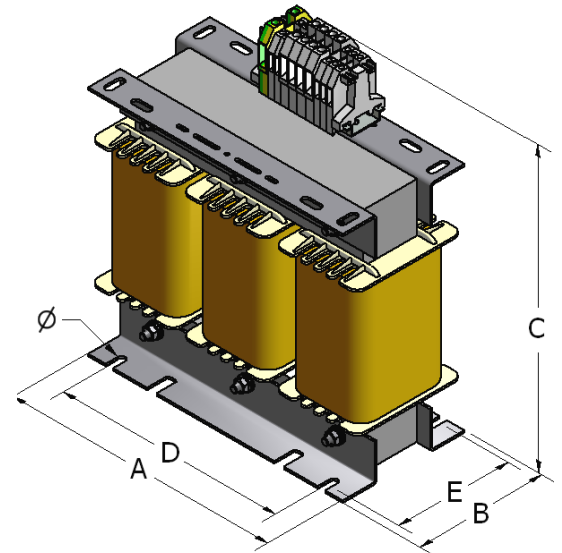
* Also available into IP23 enclosure on request.



Single phase Type I



Single phase Type II



Three phase

Serie CTM – Three phase

Rating VA	Reference	Dimensions mm						Weight kg	Losses W	
		A	B	C	D	E	Ø		No load	Total
2000	CTM2000	240	140	280	200	118	7	25	20	145
2500	CTM2500	300	120	310	200	96	11	27	22	165
3500	CTM3500	300	140	330	200	115	11	32	30	175
4000	CTM4000	300	150	330	200	125	11	36	33	200
5000	CTM5000	300	170	340	200	145	11	45	43	255
6300	CTM6300	360	135	380	320	110	11	42	43	335
7500	CTM7500	360	165	390	320	140	11	55	58	345
8000	CTM8000	360	165	390	320	140	11	59	62	348
10000	CTM10000	360	185	390	320	160	11	72	72	385

* Also available into IP23 enclosure on request.

* Other features, power, voltage, etc., on request.

* Torytrans reserves the right to modify the information in any time and without prior notice.