

Isolation Transformers encapsulated in resin



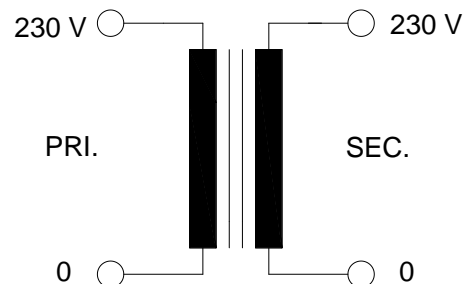
- Single phase (CNE series) and three phase (TTE series) transformers with galvanic isolation between primary and secondary and excellent attenuation against electrical perturbations.
- Separated windings by galvanic isolation between primary and secondary. Wounds totally protected against mechanical chocks and adverse environments.
- It increases the mechanical resistance against the electrodynamic stresses of the winding extending the working life of the isolations.
- Improves the reliability working on vibratory environments.
- Encapsulated in resin of high robustness and high thermal power dissipation. Optionally you can be done self-extinguishing V0 and fireproof.
- Magnetic core with low losses impregnated with epoxy antioxidant varnish.
- Transparent protective cover for the terminals that avoids the risk of accidents by electrical contact.

Technical characteristics

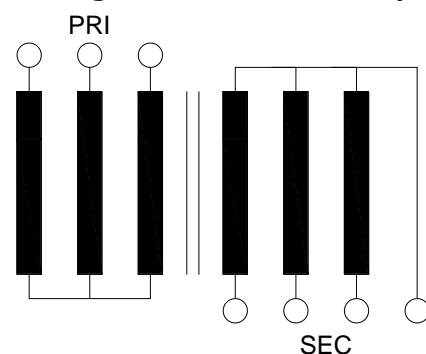
Power rating	5 ÷ 50 kVA
Input voltage	230 V (Series CNE)
Output voltage	230 V
Input voltage	3 x 400 (Series TTE)
Output voltage	3 x 400 V + N
Frequency	50/60 Hz
Ambient temperature	40 °C
Cooling	Natural
Insulation class	F (155 °C)
Protection degree	IP-20
Safety class	Class I
Test voltage	3 kV
Accessories (not included)	Lifting eyebolts Wheels Cabinet IP-23
Standard	IEC/UNE-EN 61558-1 IEC/UNE-EN 60076-11



Electrical diagram series CNE single phase



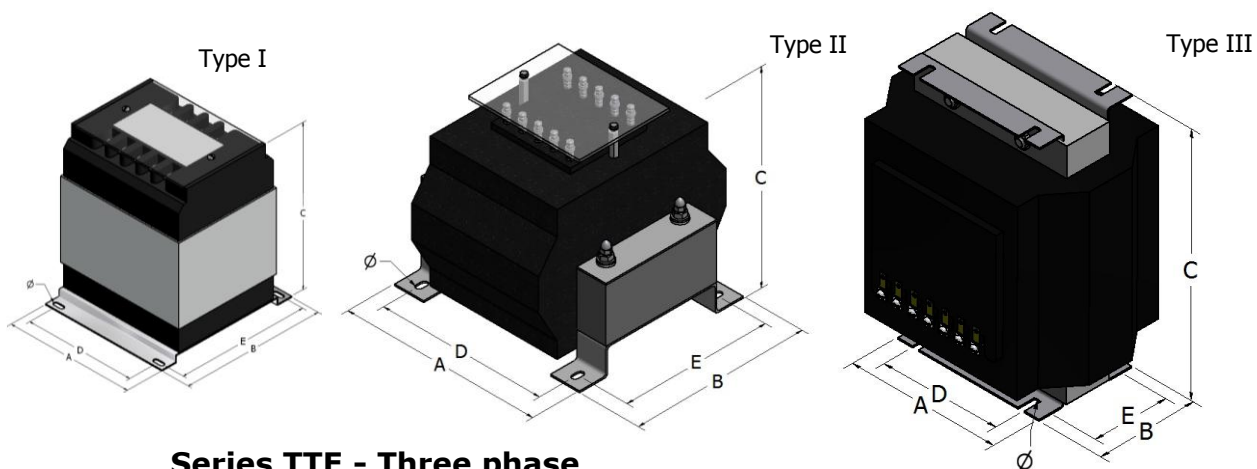
Electrical diagram series TTE three phase - Yyn0



SERIES CNE y TTE

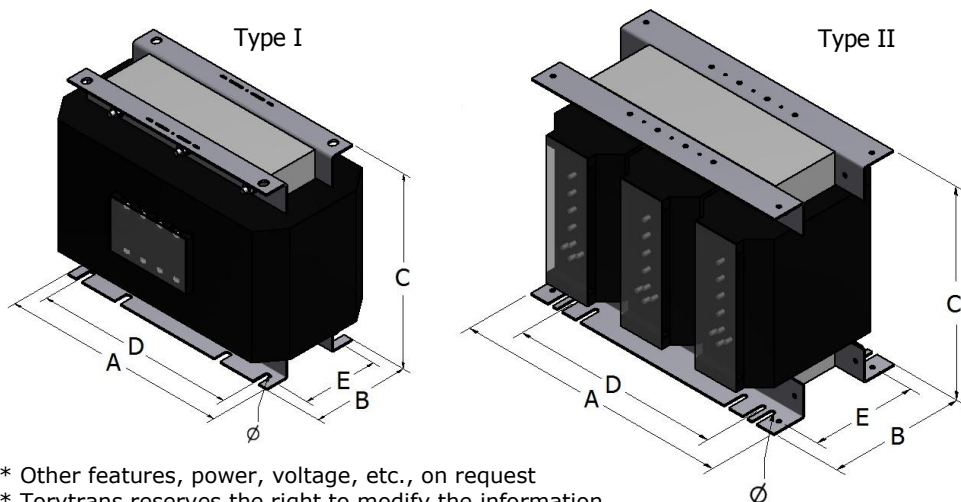
Series CNE - Single phase

Rating kVA	Reference	Dimensions mm						weight kg	Type
		A	B	C	D	E	Ø		
5	CNE005	240	255	255	205	235	9	59	I
6,3	CNE006	300	285	210	250	235	9	62	II
8	CNE008	350	310	270	295	262	12	70	II
10	CNE010	350	310	280	295	262	12	70	II
12	CNE012	320	265	490	265	175	11	98	III
16	CNE016	320	255	575	265	165	11	115	III
20	CNE020	320	275	575	265	185	11	128	III
25	CNE025	420	370	605	300	230	11	150	III
31,5	CNE031	420	390	605	300	250	11	172	III
40	CNE040	420	380	705	300	240	11	195	III
50	CNE050	420	400	705	300	260	11	230	III



Series TTE - Three phase

Rating kVA	Reference	Dimensions mm						weight kg	Type
		A	B	C	D	E	Ø		
5	TTE005	300	200	320	200	120	11	65	I
6,3	TTE006	300	220	320	200	140	11	76	I
8	TTE008	360	205	375	320	125	11	82	I
10	TTE010	360	225	380	320	145	11	95	I
12	TTE012	420	230	430	350	140	11	115	I
16	TTE016	420	250	435	350	160	11	125	II
20	TTE020	480	240	490	400	155	11	147	II
25	TTE025	480	260	490	400	175	11	170	II
31,5	TTE031	655	325	595	400	220	13	220	II
40	TTE040	655	345	595	400	240	13	265	II
50	TTE050	655	375	595	400	270	13	305	II



* Other features, power, voltage, etc., on request
 * Torytrans reserves the right to modify the information in any time and without prior notice.